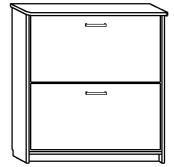




ATHENA 2

→ 83+91-20



x 16 a	x 6 b	x 6 c	x 4 d	x 4 e	x 2 f		
x 2 g	x 5 h	x 2 j	x 2 k	x 28 (3,5x16) l	x 12 (6,2x16) m	x 2 n	x 40 o
x 2 kpl. i		x 1 (808 mm) p		 Drill and bit		 40 min	

1 - FAZY MONTAŻU

A - OZNACZENIE ELEMENTÓW

a - OZNACZENIE AKCESORIÓW

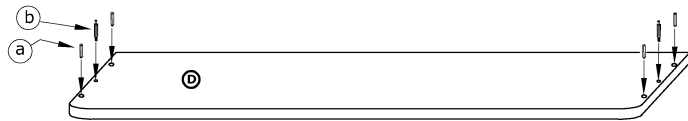
1

x 4

a

x 2

b



2

x 10

a

x 4

b

x 2

g

x 4

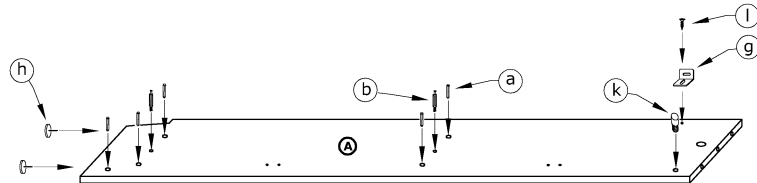
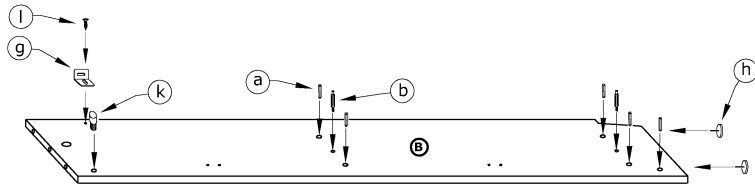
h

x 2

k

x 2
(3,5x16)

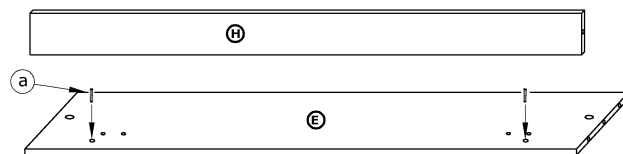
l



3

x 2

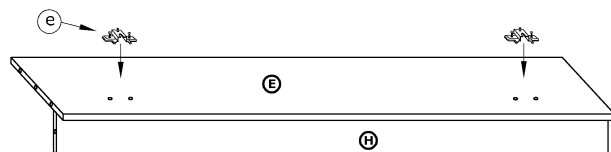
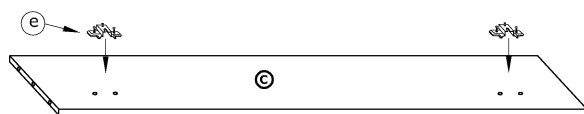
a



4

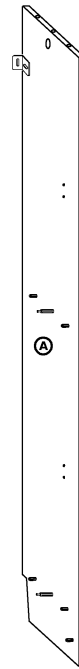
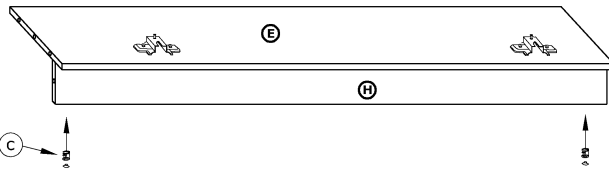
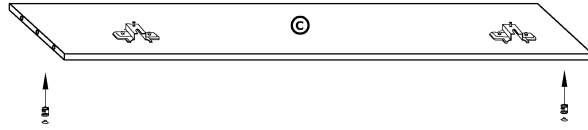
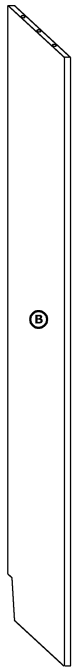
x 4

e



5

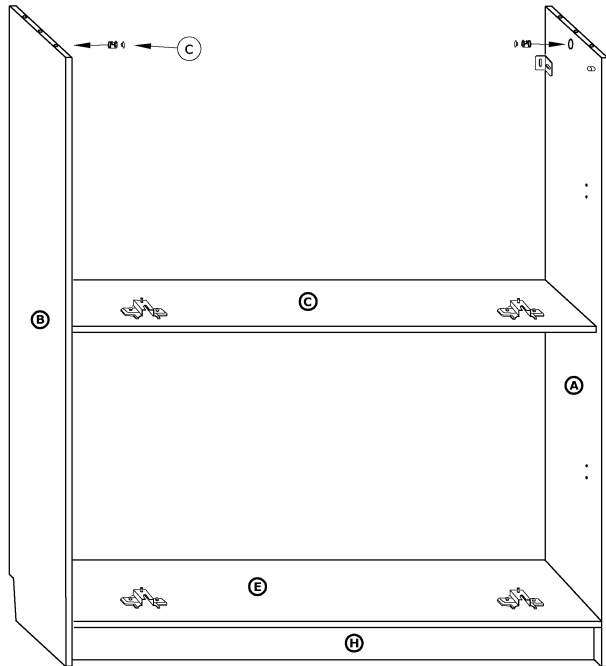

x 4
c



6

x 2
c

x 1
h



7

x 40
o

x 1
(808 mm)
p

