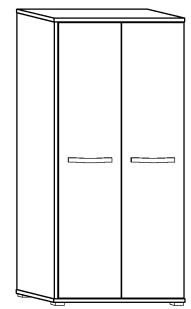




ANG-13

ANGEL- SZAFKA 2D

→ 90 ↑ 198 \ 53



x 8 a	x 4 b	x 4 c	x 2 d	x 3 e	x 3 f		
x 6 g	x 2 k	x 20 (3,5x16) l	x 8 (4x20) m	x 4 (4x25) n	x 60 o	x 1 p	
x 4 h	X 1 (853 mm) i		x 2 j		40 min 		

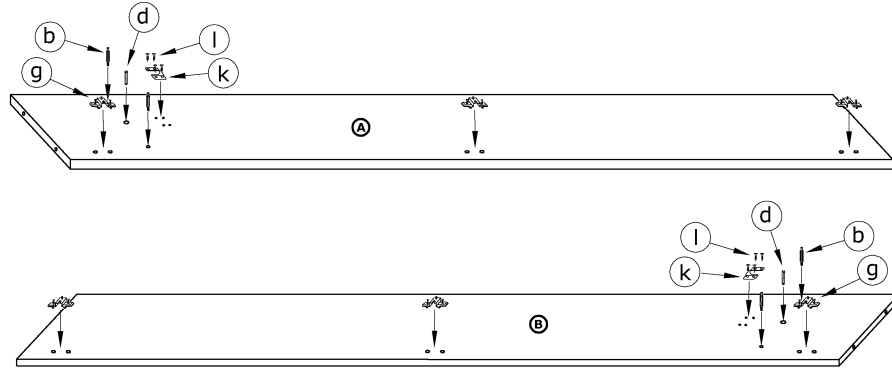
1 - FAZY MONTAŻU

A - OZNACZENIE ELEMENTÓW

a - OZNACZENIE AKCESORIÓW

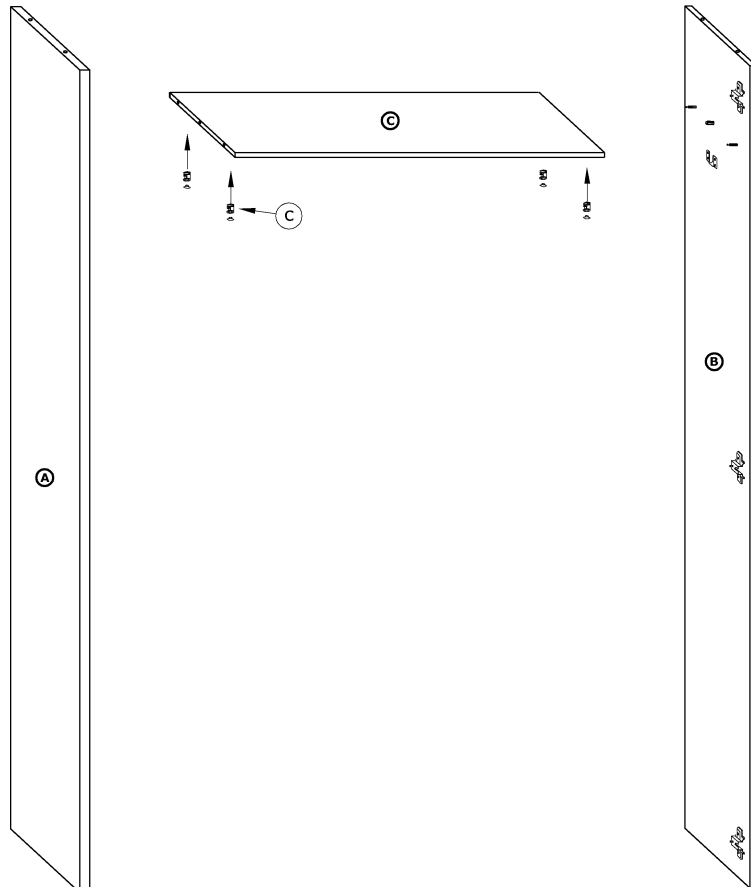
1

x 4 b	x 2 d
x 6 g	x 2 k
x 8 (3,5x16) l	





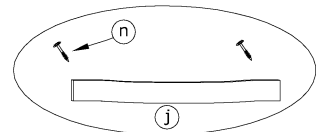
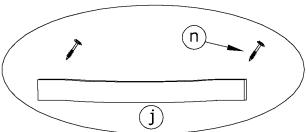
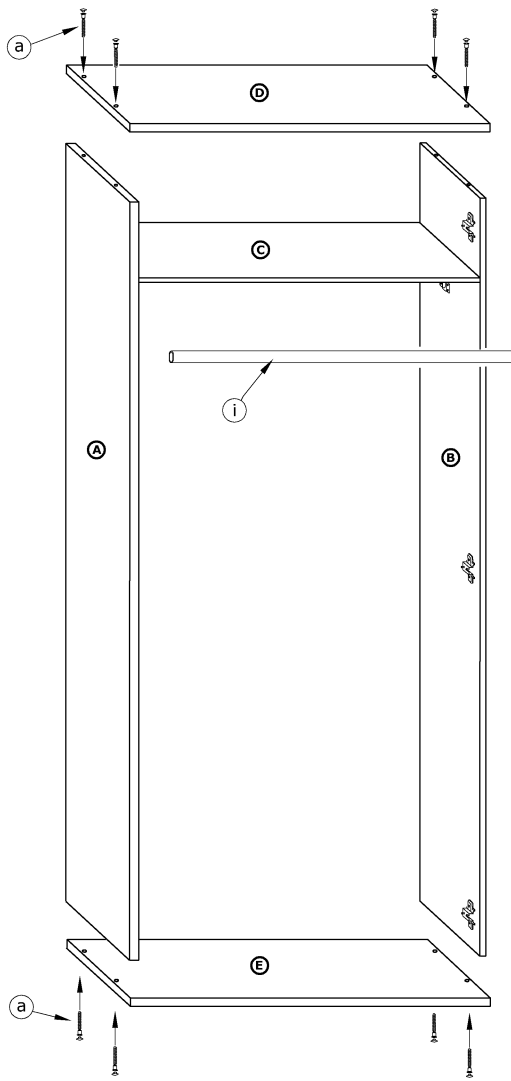
2

x 4 c











3

- x 8
- 
- a
- x 1
- 
- i



4

- x 3
- 
- e
- x 3
- 
- f
- x 4
- 
- h
- x 2
- 
- j
- x 12
- (3,5x16)
- 
- l
- x 8
- (4x20)
- 
- m
- x 4
- (4x25)
- 
- n
- x 60
- 
- o

